

ACT

American College Testing

WHY IS IT IMPORTANT TO PREPARE FOR THE ACT?

WHY IS IT IMPORTANT TO PREPARE FOR THE ACT?

The ACT measures
what a student has learned in high school.

Colleges and Universities make admission decisions and
measure college readiness based on your ACT scores.

Students have to be competitive!

ACT Admissions for NC Colleges and Universities

School	ACT Range	SAT Range		School	ACT Range	SAT Range
Appalachian State	23 - 28	1060 - 1240		UNC Greensboro	20 - 25	940 - 1110
East Carolina	21 - 24	980 - 1130		UNC Pembroke	18 - 22	830 - 990
Elizabeth City State	17 - 19	760 - 920		UNC Wilmington	23 - 27	1120 - 1260
Fayetteville State	17 - 20	790 - 930		Western Carolina	20 - 24	940 - 1130
NC A&T State	17 - 21	830 - 990		Winston-Salem State	17 - 19	810 - 930
NC Central	17 - 20	810 - 940		Barton	18 - 22	910 - 1090
NC State	26 - 31	1160 - 1330		Campbell	17 - 29	900 - 1350
UNC Asheville	23 - 28	1060 - 1250		Chowan	14 - 16	790 - 950
UNC Chapel Hill	28 - 33	1220 - 1430		High Point	22 - 27	1012 - 1196
UNC Charlotte	22 - 25	1010 - 1180		Shaw	13 - 16	740 - 900

Average ACT Score for Competitive Scholarships

School	Scholarship	ACT
Appalachian State	Diversity Scholars	27
East Carolina	ECU Honors College	27
NC A&T State	Lewis and Elizabeth Dowdy	29
NC State	Park Scholars	29
UNC Chapel Hill	Morehead Cain Scholarship	28
UNC Charlotte	Levine Scholars Program	29
UNC Greensboro	UNC-G Merit	27
Barton	Honors Trustee Scholarship	24
Shaw	Presidential Scholarship	26

WHY IS IT IMPORTANT TO PREPARE FOR THE ACT?

Sometimes students don't perform as well as they could just because they do not know what to expect.

It is important to be prepared for the test!!!

What is on the ACT?

How many sections are on the ACT?

There are 5 main parts of the ACT.

English Test

Mathematics Test

Reading Test

Science Test

Writing Test

Each test covers very specific material.

What is on the English Test?

75 Questions
45 Minutes

29%-32%	Production of Writing
13%-19%	Knowledge of Language
51%-56%	Conventions of Standard English / Grammar

[What is on the English Section?](#)

What is on the Mathematics Test?

60 Questions
60 Minutes

7%-10%	Number and Quantity
24%-30%	Algebra/Functions
12%-15%	Geometry
8%-12%	Statistics and Probability
40%-43%	Integrating Essential Skills

[What is on the math section?](#)

What is on the Reading Test?

40 Questions Total
35 Minutes

55%-60%	Key ideas and details
25%-30%	Craft and structure
13%-16%	Integration of knowledge and ideas

[How to get a 36 on the Reading Section](#)

What is on the Science Test?

40 Questions
35 Minutes

30%-40%	Interpretation of data
20%-30%	Scientific Investigation
25%-35%	Evaluation of models, inferences, and experimental results

How is the writing test on the ACT designed?

1 prompt
40 minutes

- Students are given an issue or problem and several different opinions on the issue.
- Students are asked to analyze the perspectives and formulate their own perspective.
- You are asked to write about your opinion in comparison to the others.

WHY IS IT IMPORTANT TO PREPARE FOR THE ACT?

When students know what to expect,
they can set attainable goals.

Knowing how the test is scored helps
students set those goals.

How is the ACT score calculated?

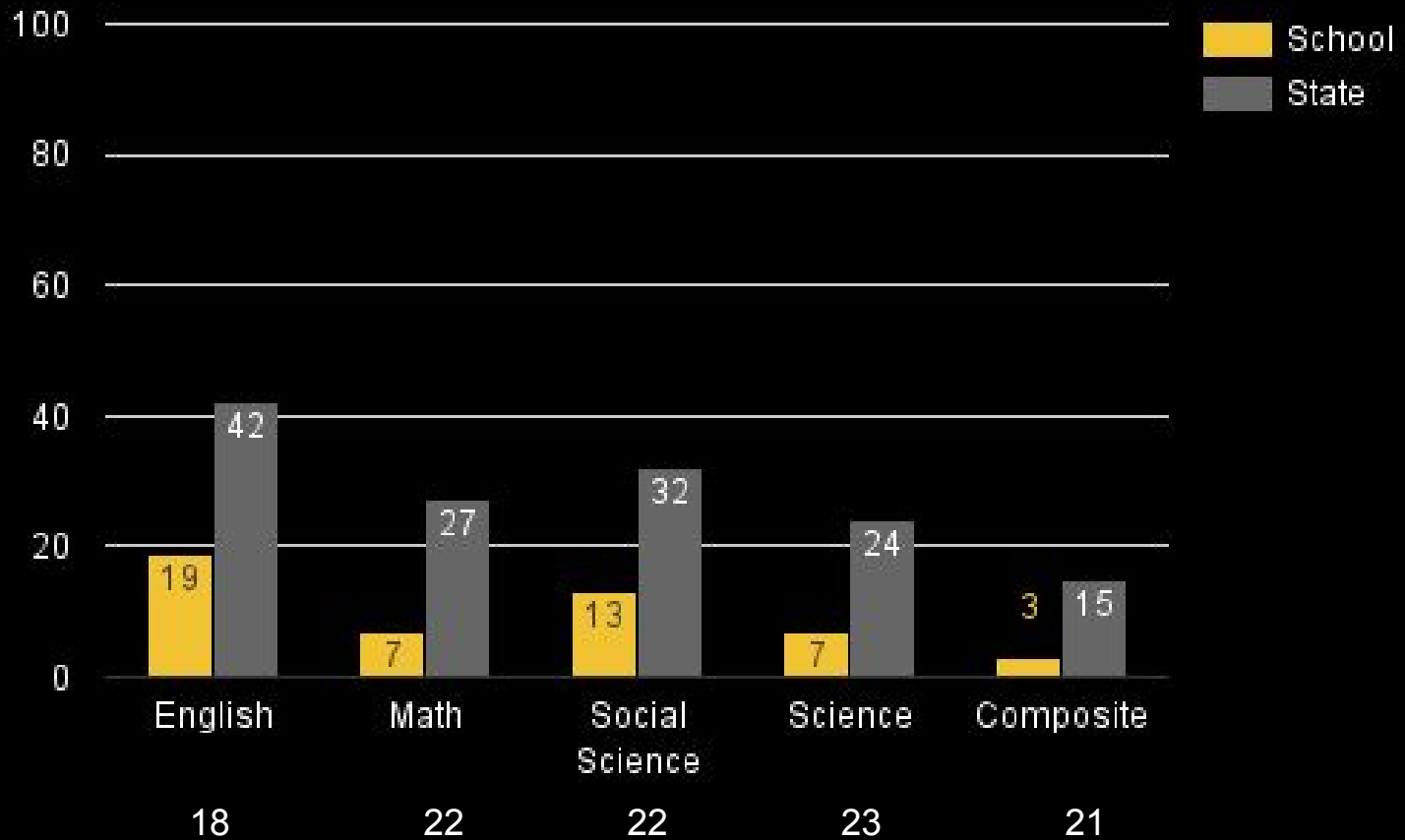
- A raw score is given on each test.
- Raw Score = The number of questions correct out of the number possible.
- The raw score is converted to a scale score.

What is important to know about scoring?

- Math, English, Science, and Reading are counted equally.
- Your converted scores are added and divided by 4 to get your composite score.
- If you reach the college readiness benchmark on all sections, your ACT score would be a 21.

Scale Score	Raw Scores				Scale Score
	Test 1 English	Test 2 Mathematics	Test 3 Reading	Test 4 Science	
36	75	60	40	40	36
35	72-74	58-59	39	39	35
34	71	57	38	38	34
33	70	55-56	37	37	33
32	68-69	54	35-36	—	32
31	67	52-53	34	36	31
30	66	50-51	33	35	30
29	65	48-49	32	34	29
28	63-64	45-47	31	33	28
27	62	43-44	30	32	27
26	60-61	40-42	29	30-31	26
25	58-59	38-39	28	28-29	25
24	56-57	36-37	27	26-27	24
23	53-55	34-35	25-26	24-25	23
22	51-52	32-33	24	22-23	22
21	48-50	30-31	22-23	21	21
20	45-47	29	21	19-20	20
19	43-44	27-28	19-20	17-18	19
18	41-42	24-26	18	16	18
17	39-40	21-23	17	14-15	17
16	36-38	17-20	15-16	13	16
15	32-35	13-16	14	12	15
14	29-31	11-12	12-13	11	14
13	27-28	8-10	11	10	13
12	25-26	7	9-10	9	12
11	23-24	5-6	8	8	11
10	20-22	4	6-7	7	10
9	18-19	—	—	5-6	9
8	15-17	3	5	—	8
7	12-14	—	4	4	7
6	10-11	2	3	3	6
5	8-9	—	—	2	5
4	6-7	1	2	—	4
3	4-5	—	—	1	3
2	2-3	—	1	—	2
1	0-1	0	0	0	1

% Meeting College Ready Benchmark



Multiple Measures for Placement Policy establishes measures that colleges use to determine students' readiness for college-level courses:

(1) A recent high school graduate who meets the specified GPA benchmark will be exempt from diagnostic placement testing and will be considered “college-ready” for gateway math and English courses.



(2) If a recent high school graduate does not meet the GPA benchmark, the college will use specified ACT or SAT subject area test scores to determine placement.



(3) If a recent high school graduate does not meet the GPA threshold or have college-ready ACT or SAT scores, the college will administer the diagnostic placement test to determine placement.



(4) If an applicant does not have a recent high school transcript or ACT or SAT scores, the college will administer the diagnostic placement test to determine placement.

What are other things we need to know?

Guess!

- There is no penalty for guessing.
- ALWAYS put an answer.
- If it appears students are going to run out of time, bubble answers at the very end.

Writing Scores...

- Colleges receive writing scores and the readers' comments on your essay along with subject-area scores and Composite score.
- Colleges also have the option to access an image of essays online.
- Colleges may choose to review individual essays to help make admissions or course placement decisions.

Why is it important to prepare for the ACT?

We want every student at FCHS to be competitive!

We have a plan to help make that happen.

What's the plan?

- Juniors will have a new advisor until the test in February
- Advisors will be Mr. Coffey, Mrs. Dail, Mrs. Hershberger, and Mr. Scuron

The first step is to see what you know...

Practice Tests

Dates	Plan
11/21/16	11th Grade Meeting
11/28/16	½ Math Practice Test
12/5/16	½ Math Practice Test
12/12/16	English Practice Test
12/19/16	Science Practice Test
12/20/16	Reading Practice Test

The next step is ACT Prep focused on student needs...

- Math - Mrs. Hershberger
- Science - Mr. Scuron
- Reading - Mr. Coffey
- English - Mrs. Dail

After Christmas Break, we will rotate through face-to-face instruction sessions following the schedule on your letter.

The next step is to practice outside of school.

We have purchased the ACT Online Test Prep Program to help prepare for the ACT. It would cost you \$39.95 if you purchased it yourself.

Take ADVANTAGE of a great opportunity.

Test preparation anywhere, anytime

- It's a great way to prepare for the ACT, especially since it's built by the test makers themselves.
- The practice questions and tests are taken from previous ACT tests, which helps you get used to the format and avoid surprises on test day.
- As you see your scores and percentages change with each course and practice session you complete, you'll know you're getting the hang of it.

Click Get Started!

The screenshot shows the ACT Online Prep Learning Plan interface. The top navigation bar includes the ACT Online Prep logo and user profile icons. A left sidebar lists navigation options: Home, Learning Plan, Game Center, Discussions, Historical Reports, Lessons, Flashcards, Practice, Tests, Essays, and Support. The main content area features tabs for Learning Plan, Structured Plan, and Adaptive Plan. A large digital clock displays '106' days until '03/14/2017'. Progress indicators show 'Today's Knowledge Goal' at 0/67 and 'Learning Plan Progress' at 0%. A blue banner contains a 'How to Use This Course' section with '5 Knowledge' and a 'Get Started >>' button, which is highlighted by a green arrow. Below this, a list of course items is shown:

- How to Use This Course (5 Knowledge)
- English Test Overview and General Approaches (11 Knowledge)
- English Short Test (25 Knowledge)
- Conventions of Standard English Overview (1 Knowledge)

Read and respond to each question

The screenshot displays the ACT Online Prep user interface. On the left is a navigation sidebar with options: Home, Learning Plan, Game Center, Discussions, Historical Reports, Lessons (highlighted), Flashcards, Practice, Tests, and Essays. At the bottom of the sidebar is a Support icon. The main content area is titled "Lesson 1 of 14 : Welcome". It features a heading "Welcome to ACT Online Prep™ !" followed by a paragraph: "Your new course comes loaded with great features to make prepping for the ACT® easy, efficient—even fun! In this section, we'll show you how to take advantage of every feature ACT Online Prep™ has to offer." Below this is a light green callout box with a speaker icon and the text: "Note: This is a guide to the features available on a computer. The features on the ACT Online Prep™ app may vary slightly." Underneath the callout is the instruction: "To get started, select your confidence level on this lesson and click 'Continue.'" There are two sets of confidence level buttons. On the left, under the heading "Lesson Confidence", are three buttons: "High" (green), "Medium" (gray), and "Low" (gray), with a blue "Continue »" button below them. On the right, under the heading "Rate Your Confidence", are three buttons: "High" (gray), "Medium" (gray), and "Low" (gray), with a blue "Continue »" button below them. A mouse cursor is pointing at the "Continue »" button in the "Lesson Confidence" section.

ACT Online Prep

Lesson 1 of 14 : Welcome

Welcome to ACT Online Prep™ !

Your new course comes loaded with great features to make prepping for the ACT® easy, efficient—even fun! In this section, we'll show you how to take advantage of every feature ACT Online Prep™ has to offer.

Note: This is a guide to the features available on a computer. The features on the ACT Online Prep™ app may vary slightly.

To get started, select your confidence level on this lesson and click "Continue."

Lesson Confidence

High

Medium

Low

Continue »

Rate Your Confidence

High

Medium

Low

Continue »

Support

Move your way down the list of learning tasks

The screenshot shows the ACT Online Prep interface. On the left is a navigation sidebar with options: Home, Learning Plan, Game Center, Discussions, Historical Reports, Lessons, Flashcards, Practice, Tests, and Essays. The main content area is titled 'Learning Plan' and has sub-tabs for 'Structured Plan' and 'Adaptive Plan'. At the top of the main area, there is a '93' days until 02/28/2017, 'Today's Knowledge Goal' of 5/76, and 'Learning Plan Progress' of 1%. Below this is a blue banner for 'English Test Overview and General Approaches' with 11 Knowledge points and a 'Learning Task >>' button. A list of tasks follows: 'How to Use This Course' (5 Knowledge), 'English Test Overview and General Approaches' (In Progress, 11 Knowledge), 'English Short Test' (25 Knowledge), 'Conventions of Standard English Overview' (1 Knowledge), and 'Mathematics Test Overview and General Approaches' (25 Knowledge). A green arrow points to the 'English Test Overview and General Approaches' task in the list.

What can I expect from this program?

A world of information.

Lessons that give instruction in EVERY type of question

The screenshot shows the ACT Online Prep interface. On the left is a navigation menu with options: Home, Learning Plan, Game Center, Discussions, Historical Reports, Lessons (highlighted with a green arrow), Flashcards, Practice, Tests, and Essays. The main content area is titled "English Test - Review" and contains a table of lessons. A green arrow points to the "Use Process of Elimination - Try the Answer Choices" lesson in the "General Approaches" section.

English Test - Review	
Overview	English Test <input checked="" type="checkbox"/>
General Approaches	
Read Everything and Answer as You Go	<input type="checkbox"/>
Use Process of Elimination - Try the Answer Choices	<input type="checkbox"/>
Simplify the Answer Choices	<input type="checkbox"/>
Don't Make New Mistakes	<input type="checkbox"/>
Consider DELETE and NO CHANGE	<input type="checkbox"/>
Conventions of Standard English	
Conventions of Standard English - Overview	<input type="checkbox"/>
Punctuation Rules	<input type="checkbox"/>
Good Commas	<input type="checkbox"/>
Bad Commas	<input type="checkbox"/>
Commas Example Questions	<input type="checkbox"/>
Apostrophes	<input type="checkbox"/>
Apostrophes Example Questions	<input type="checkbox"/>
Semicolons - Good and Bad	<input type="checkbox"/>
Colons	<input type="checkbox"/>
Colons and Semicolons Example Questions	<input type="checkbox"/>
Parentheses and Dashes	<input type="checkbox"/>
Parentheses and Dashes Example Questions	<input type="checkbox"/>

Flashcards that cover content specific vocabulary

The screenshot displays the ACT Online Prep interface. On the left is a navigation sidebar with the following items: Home, Learning Plan, Game Center, Discussions, Historical Reports, Lessons, Flashcards (highlighted with a blue bar and a green arrow pointing to it), Practice, Tests, and Essays. At the bottom of the sidebar is a Support link. The main content area is titled 'Flashcards: All' and includes sub-tabs for 'Study', 'My Sets', and 'Community Sets'. Below the tabs is a search bar with a 'Filter' dropdown and a 'View List' button. A navigation bar with left and right arrows and a refresh icon is also present. The central area shows a single flashcard, '1 of 450', with the word 'Acceleration' written in a large, serif font on a lined background. A green arrow points from the 'Flashcards' menu item to the flashcard area.

Practice Items for each item type on the test

The screenshot displays the ACT Online Prep interface. The left sidebar contains navigation options: Home, Learning Plan, Game Center, Discussions, Historical Reports, Lessons, Flashcards, Practice (highlighted with a green arrow), Tests, and Essays. The main content area is titled 'Practice' and includes a 'Dashboard' section with a large red circle containing 'N/A'. Below this, statistics for 'Questions Taken' are shown as '0 of 2448', and 'Avg. Answer Time' is '0 min'. A table titled 'Question Categories' lists various subjects and their completion status.

Category Name	Completion	% Correct
English	0 of 616	--
Conventions of Standard English	0 of 329	--
Knowledge of Language	0 of 87	--
Production of Writing	0 of 200	--
Mathematics	0 of 842	--
Integrating Essential Skills	0 of 298	--
Preparing for Higher Math - Number and Quantity	0 of 80	--
Preparing for Higher Math - Algebra	0 of 193	--
Preparing for Higher Math - Geometry	0 of 114	--
Preparing for Higher Math - Functions	0 of 130	--
Preparing for Higher Math - Statistics and Probability	0 of 27	--
Reading	0 of 450	--

Short Practice Tests on Each Section

The screenshot displays the ACT Online Prep interface. The top navigation bar includes the ACT logo, 'Online Prep', and user icons. The left sidebar contains a menu with items: Home, Learning Plan, Game Center, Discussions, Historical Reports, Lessons, Flashcards, Practice, Tests (highlighted with a green arrow), and Essays. The main content area is titled 'Tests' and includes sub-tabs for Dashboard, Confidence Levels, Notes, and Bookmarks. The 'Dashboard' sub-tab is active, showing a large red circle with 'N/A' in the center, a 'Reset All Tests' link, and a table of tests. Below the table, statistics for tests taken are shown.

ACT Online Prep

Home Learning Plan Game Center Discussions Historical Reports Lessons Flashcards Practice **Tests** Essays

Tests Dashboard Confidence Levels Notes Bookmarks

Dashboard [Reset All Tests](#)

N/A

Tests Taken
0 of 6

Avg. Answer Time
0 min

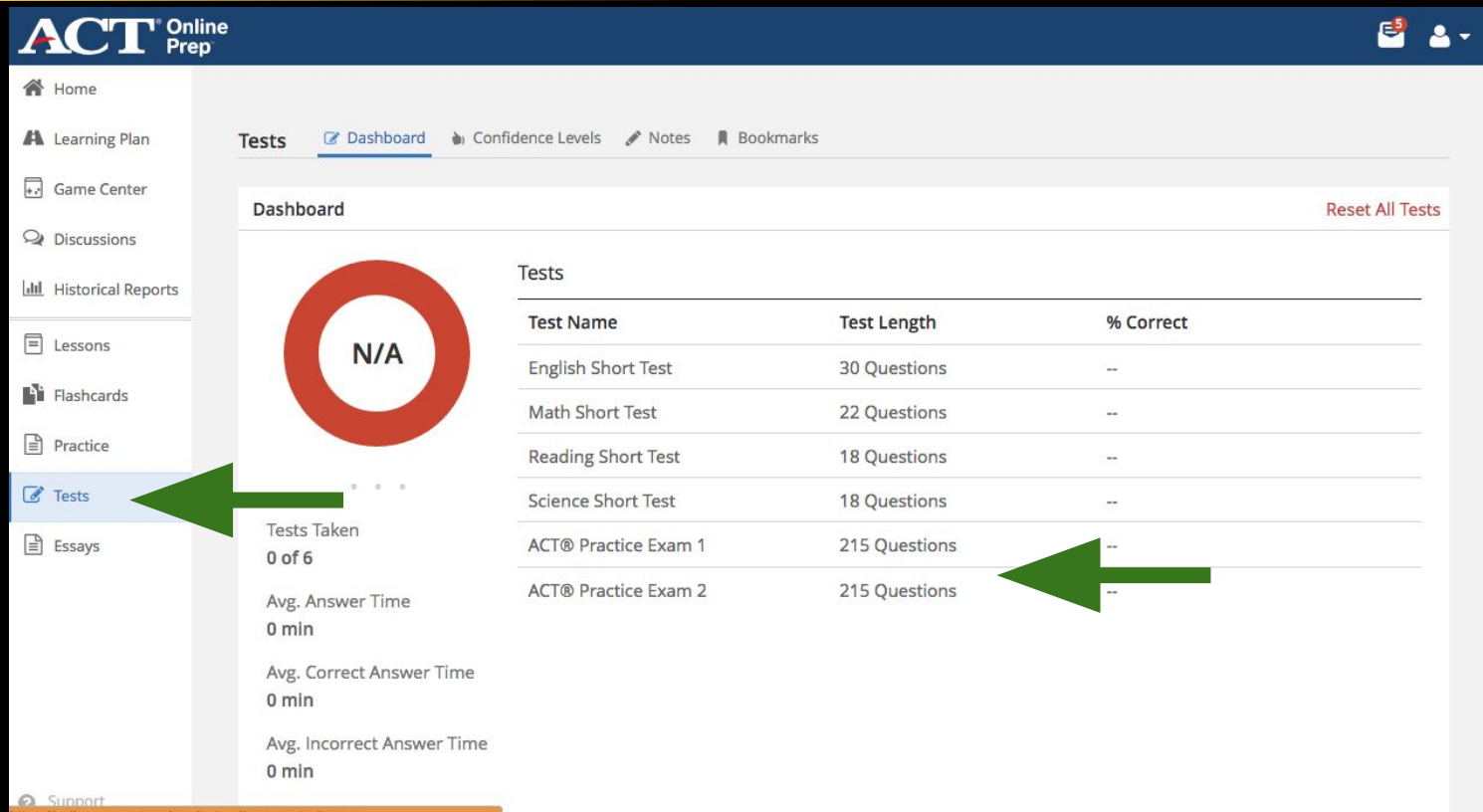
Avg. Correct Answer Time
0 min

Avg. Incorrect Answer Time
0 min

Test Name	Test Length	% Correct
English Short Test	30 Questions	--
Math Short Test	22 Questions	--
Reading Short Test	18 Questions	--
Science Short Test	18 Questions	--
ACT® Practice Exam 1	215 Questions	--
ACT® Practice Exam 2	215 Questions	--

Support

Two Full Length Tests

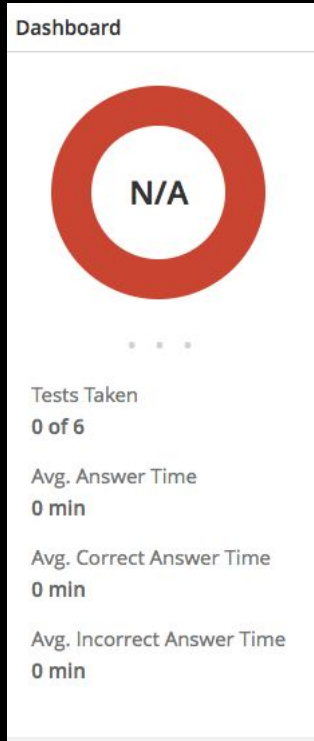


The screenshot displays the ACT Online Prep dashboard. On the left is a navigation menu with options: Home, Learning Plan, Game Center, Discussions, Historical Reports, Lessons, Flashcards, Practice, Tests (highlighted with a green arrow), and Essays. The main content area is titled 'Tests' and includes sub-tabs for Dashboard, Confidence Levels, Notes, and Bookmarks. The 'Dashboard' sub-tab is active, showing a large red circle with 'N/A' in the center. Below this, statistics are listed: Tests Taken (0 of 6), Avg. Answer Time (0 min), Avg. Correct Answer Time (0 min), and Avg. Incorrect Answer Time (0 min). A table titled 'Tests' lists the following data:

Test Name	Test Length	% Correct
English Short Test	30 Questions	--
Math Short Test	22 Questions	--
Reading Short Test	18 Questions	--
Science Short Test	18 Questions	--
ACT® Practice Exam 1	215 Questions	--
ACT® Practice Exam 2	215 Questions	--

A green arrow points to the 'ACT® Practice Exam 2' row in the table. In the top right corner of the dashboard, there is a 'Reset All Tests' link. The top navigation bar includes the ACT Online Prep logo and a notification icon with the number 5.

Test results



Feedback includes ...

- Average amount of time you spend on each question.
- How much time you spend on each question you get correct.
- How much time you spend on each question you get incorrect.

Two Practice Writing Prompts

The screenshot displays the ACT Online Prep interface. The top navigation bar is dark blue with the ACT Online Prep logo on the left and a notification icon with the number 5 and a user profile icon on the right. A left sidebar contains a list of navigation options: Home, Learning Plan, Game Center, Discussions, Historical Reports, Lessons, Flashcards, Practice, Tests, and Essays (which is highlighted). The main content area is titled "Essays" and features two side-by-side cards for "Essay 1" and "Essay 2". Each card includes a document icon, the text "Writing Score" with an information icon, and "Your Score: Not started". A blue "Start" button is positioned to the right of each card. At the bottom of the page, there is a copyright notice: "© 2016 by ACT, Inc. All rights reserved." followed by links for "Terms of Use", "Privacy Policy", and "Contact Support". A "Support" link is also visible in the bottom left corner.

ACT Online Prep

Home
Learning Plan
Game Center
Discussions
Historical Reports
Lessons
Flashcards
Practice
Tests
Essays

Essays

Essay 1

Writing Score ⓘ
Your Score: Not started

Start

Essay 2

Writing Score ⓘ
Your Score: Not started

Start

© 2016 by ACT, Inc. All rights reserved.
[Terms of Use](#) [Privacy Policy](#) [Contact Support](#)

Support
<https://onlineprep.act.org/app/act-online-prep-tm#essays>

Writing Practice Prompts are scored within 24 hours

Essay 1

Overview and Instructions

Writing Test

Directions: This is a test of your writing skills.

On the real ACT exam you will have forty (40) minutes to read the prompt, plan your response, and write an essay in English.

In this Essay module, you will be presented with a prompt and a textbox where you can type your essay. This module is **self-timed**. A timer counting up will begin as soon as you click "Start Writing" to help you manage your time. As you're working, use the "Save" button to preserve your progress without submitting the essay. If you need to take a break, press the "Pause" button - your work will be saved automatically.

*After you submit your essay, scoring experts will evaluate and grade it based on the **Scoring Rubric**. You should receive your score within 24 hours.*

Please note: Each Essay prompt can only be attempted one time. You cannot reset them like you can with the Tests or Practice Questions. Make sure you are committed before you start.

Good luck!

[Back to Dashboard](#)

[Start Writing](#)

Game Center has different ways to review for the test

The screenshot displays the ACT Online Prep Game Center interface. A green arrow points to the 'Game Center' tab in the top navigation bar. The interface includes a sidebar with navigation options: Home, Learning Plan, Game Center (highlighted), Discussions, Historical Reports, Lessons, Flashcards, Practice, Tests, and Essays. The main content area features a top navigation bar with tabs for Game Center, Dashboard, Card Picker, Card Hunter I, Card Hunter II, Card Coupler, and Card Sweeper. Below these tabs are four game cards, each with a 'Start playing' button and a leaderboard. The 'Card Hunter I' and 'Card Hunter II' cards show leaderboards with top scores and names. The 'Card Coupler' card also shows a leaderboard. The 'Card Sweeper' card is partially visible at the bottom.

Game Center | Dashboard | Card Picker | Card Hunter I | Card Hunter II | Card Coupler | Card Sweeper

Card Hunter I

Your highest score: 0
Your rank: Not yet determined

[Start playing](#)

Leaderboard

Top 1: CAITLYN ORTIZ - 6753
Top 2: ANNA THOMAS - 6066
Top 3: SHELBY GRYS - 5288

Card Hunter II

Your highest score: 0
Your rank: Not yet determined

[Start playing](#)

Leaderboard

Top 1: Ahmadre D. A. Darrisaw - 34334
Top 2: Olyvia Knight - 34256
Top 3: MICHAEL YESUDAS - 34236

Card Coupler

Your highest score: 0
Your rank: Not yet determined

[Start playing](#)

Leaderboard

Top 1: LYDIA CROSE - 2653
Top 2: ASHLEY LANDA - 2234
Top 3: ZETTIE BOWLING - 1786

Card Sweeper

[Start playing](#)

Support
<https://onlineprep.act.org/app/act-online-prep-tm#home>

The games require you to apply what you learn in lessons

The screenshot shows a learning management system interface. On the left is a navigation sidebar with the following items: Home, Learning Plan, Game Center (highlighted), Discussions, Historical Reports, Lessons, Flashcards, Practice, Tests, and Essays. At the bottom of the sidebar is a 'Support' link with a question mark icon. The main content area is titled 'Inversely Proportional' and contains a grid of six cards:

- Card 1 (Top Left):** Text: "With a negative exponent, take the reciprocal of the base and change the exponent to be positive". Equation: $x^{-a} = \frac{1}{x^a}$. Example: $\text{Ex. } 2^{-3} = \frac{1}{2^3} = \frac{1}{8}$.
- Card 2 (Top Middle):** Text: "factor of 4." Equation: $x \cdot y = k$. Example: "e.g. speed and time, volume and density etc." with a downward arrow.
- Card 3 (Top Right):** Text: "indifferent to/toward".
- Card 4 (Bottom Left):** Text: "Integers that follow each other in order, e.g. 13, 14, 15, 16, 17 etc." and "These are represented algebraically by x , $x+1$, $x+2$, $x+3$..." with a downward arrow.
- Card 5 (Bottom Middle):** Text: "lie, lay, lain".
- Card 6 (Bottom Right):** Text: "A process of combustion where materials in a fuel are broken down into several by-products."

The final step...

Help your student prepare!

It is a grueling test.

It is long and requires extreme focus.

The good thing is...

THEY CAN BE PREPARED!

ALL Juniors

Take the ACT on February 28th
